



ENVIS CENTRE, CHANDIGARH

NewsLetter

P a r y a v a r a n - P a t r a

ISSN No. 0974-7087

Chandigarh State of Environment



EDITORIAL

ANIMAL HUSBANDRY : CHANDIGARH



The daily food/nutrition requirement of the people around the world, irrespective of the food habits i.e. Vegetarian or non-vegetarians, are met by the animals commonly kept as tame or captured since human civilization. Among all animals buffalo, cow, sheep, goat, camel, pig and poultry are the vital contributors to meet our day-to-day requirements of milk & milk products, eggs and meat etc.



Earlier keeping animals/cattle at home for dairy, daily needs and domestic help in agriculture and transportation was considered a proud matter, however the scenario has completely changed now a days with the problem of vacant land spaces, unavailability of pastures, advancement in technology, machinery, economic resources and living status. Resultantly, this passion has now been limited to the villages and the peripheral areas of the cities in India and became one of the profitable but hard food business.

Being a vital part of our food chain and growing interest for more profitable business around cities, animals too need to have improvement in intensive care practices, food stuff refinement, breed improvement and health care facilities. This leads to the development of another branch of agriculture, concerned with animals that are raised for meat, fibre, milk, eggs, or other products & called as Animal Husbandry.



The city beautiful "Chandigarh", with a population of more than 10.55 lakh (census 2011) has huge consumption of milk, dairy products, eggs and meat, daily. All the supplies are met by different suppliers based around the city and adjoining areas. Being a planned modern city, Chandigarh does not have space for dairy and poultry farms in between residential sectors; however there are separate markets/shops available for the sale of raw meat/chicken. This newsletter contains the detailed statistical information about the animal husbandry in Chandigarh.



For Private Circulation only

Index

- ✎ Introduction
- ✎ Livestock Category and Population
- ✎ Animals: Milk and Milch
- ✎ Annual milk production
- ✎ Animals slaughtered
- ✎ Meat production
- ✎ Fish production
- ✎ Egg production

P a r y a v a r a n
P a t r a

- ✎ Feed Requirement per animal (Poultry)
- ✎ Production of Dung
- ✎ Animal Husbandry cases
- ✎ Vaccination of animals
- ✎ Veterinary hospitals and dispensaries
- ✎ Message from editors
- ✎ Map of facilities for animal health



ENVIS CENTRE
Deptt. of Environment
Chandigarh

(VOLUME 12.1.0)
Jan 2017 -March 2017
E-mail : ch@envis.nic.in
Web : www.chandigarhenvis.gov.in

Livestock Category and Population in Chandigarh

The Union Territory of Chandigarh has 25 villages around its periphery and there are the main areas having major livestock. Daily supply of milk, eggs and meat of the city residents met primarily from these areas. The table below represents the statistical information about the number of cattle including other animals in Chandigarh:

Year	Buffaloes	Camels	Cattle	Donkeys	Goats	Horses	Mules	Pigs	Sheep	Poultry	others (Dogs)
2003	22674	3	6334	47	806	480	174	294	34	-	-
2004	22674	3	6334	47	806	480	174	294	34	-	-
2005	14570	3	5823	47	806	480	173	294	34	-	-
2006	17752	3	6294	47	806	480	173	294	34	-	-
2007	22674	3	6334	47	806	480	173	294	34	152264	-
2008	18500	5	6505	-	655	440	98	271	54	128683	13425
2009	18500	5	6505	-	655	440	98	271	54	128683	13425
2010	19568	5	6505	-	655	440	98	271	54	128683	13425
2011	19568	5	6505	-	655	440	98	271	54	128683	13425
2012	19568	5	6505	-	655	440	98	271	54	128683	13425
2013	19568	5	6505	-	655	440	98	271	54	128683	13425
2014	14034	-	8962	-	805	189	6	135	66	108719	17912
2015	14034	-	8962	-	805	189	6	135	66	108719	17912
2016	14034	-	8962	-	805	189	6	135	66	108719	17912

Source: Joint Director Animal Husbandry Sec-22 Chandigarh

Animals: Milk and Milch, Chandigarh

Given below is the table showing the number of animals (Cow, Cross Breed Cow & Buffalo) being engaged in producing milk and the number of milching animals present in Chandigarh (UT) area. Milching animals are the same domestic animals that can yield milk or are suitable for milk production, but not yielding presently due to their age or other natural reasons. Data indicates that the number of buffaloes are quite higher in the U.T., Chandigarh as compared to the number of cows. As per statistical abstract of Chandigarh-2013-14, there were 600 cows in feeding the city compared to the 14000 buffaloes.

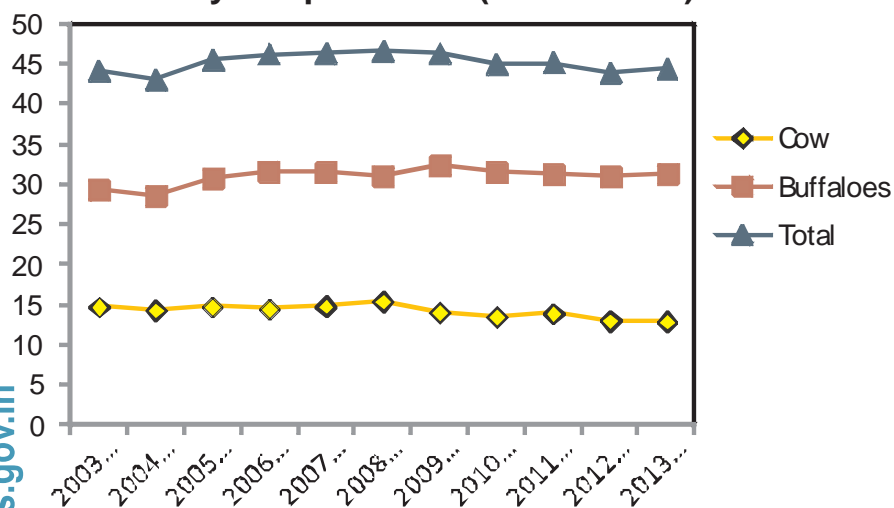
Year	Desi Cows in Milk	Desi Cows Milch	%age of Desi Cows in Milk	C.B. Cows in Milk	C.B. Cows Milch	%age of C.B. Cows in Milk	Buffalo in Milk	Buffalo Milch	%age of Buffaloes in Milk
2013-14	600	700	85.71	3800	4150	78.35	14000	14700	92.41
Overall	550	650	84.55	3750	4167	81.05	13900	14500	94.72

Source: Animal Husbandry & Fisheries Deptt. U.T.Chandigarh



Total annual milk production(from Cows & Buffaloes) in Chandigarh

Yearly milk production (x1000 tonnes)



Animal Slaughtered in Chandigarh:

Season	Year	Sheep Slaughtered	Goats Slaughtered	Pigs Slaughtered	Total
Summer	2013-14	4213	13043	2229	19485
Rainy	2013-14	3954	12754	2948	19656
Winter	2013-14	6633	15011	2642	24286
Total	2013-14	14800	40808	7819	63427

Animal Husbandry & Fisheries Deptt. U.T.Chandigarh



Meat Production



Year	Sheep	Goat	Pig	Total	Unit
2006-07	2.31	3.63	4.15	10.09	Lakh Kg
2007-08	2.27	4.23	3.84	10.34	Lakh Kg
2008-09	2.1	4.21	3.95	10.26	Lakh Kg
2009-10	2.14	4.04	3.84	10.02	Lakh Kg
2010-11	2.28	3.92	3.35	9.55	Lakh Kg
2011-12	1.36	3.67	3.25	8.28	Lakh Kg
2012-13	1.79	3.71	3.34	8.84	Lakh Kg
2013-14	1.48	4.08	3.51	9.07	Lakh Kg



Fish Production

Web : www.chandigarhenvvis.gov.in

E-mail : ch@envvis.nic.in

Year	Total Area Under Fish Culture (Hectare)	Fish Seed Production (In Lakh)	Fish Production (Accural) (Tonnes)
2004-05	268	7	84
2005-06	260	7	87.15
2006-07	275	8	99
2007-08	275	8	99.02
2008-09	275	8	9.5
2009-10	275	8	90
2010-11	275	8	89
2011-12	275	8	90
2012-13	275	8	46
2013-14	275	8	113
2014-15	275	8	118
2015-16	275	8	128

Source: Statistical Abstract Chandigarh

Egg Production

Season	Average Desi Egg Yield Per Layer	Average Improved Egg Yield Per Layer	Desi Egg Production (Lakh)	Improved Egg Production (Lakh)	Total (lakh)
2006-07	154	244	14.61	276.4	291.01
2007-08	180	270	9.06	272.7	281.76
2008-09	180	270	9.18	263.7	272.88
2009-10	180	270	7.38	241.1	248.48
2010-11	120	231	3.6	176.46	180.06
2011-12	120	231	3.84	176.71	180.55
2012-13	120	231	3.8	166.47	170.27
2013-14	120	231	3.6	169.09	172.69

Source: Animal Husbandry & Fisheries Deptt. U.T.Chandigarh

Feed Requirement per animal (Poultry)

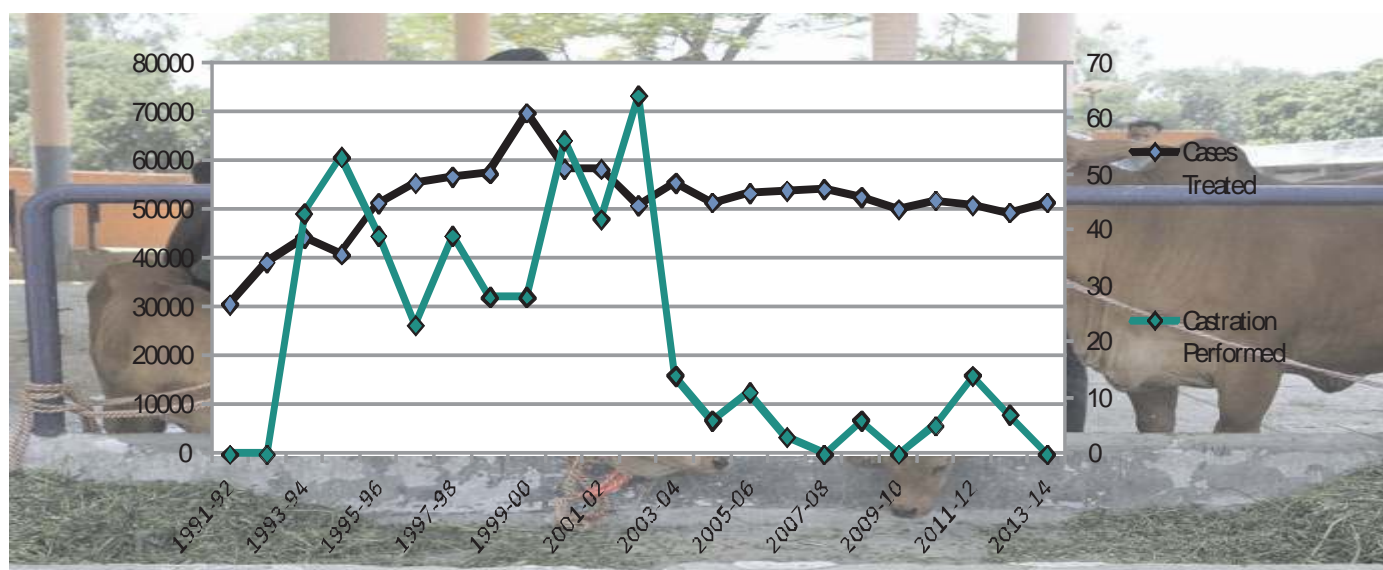
Year	Green feed	Dry feed	Concentrates	Units
2006-07	25.44	5.26	1.13	Kg
2007-08	23.29	5.03	0.99	Kg
2008-09	25.1	5.22	1.18	Kg
2009-10	24.82	5.46	1.63	Kg
2010-11	22.64	5.12	1.61	Kg
2011-12	20.82	5.85	1.77	Kg
2012-13	22.49	5.13	1.35	Kg
2013-14	24.4	5.2	1.2	Kg

Source: Animal Husbandry & Fisheries Deptt. U.T.Chandigarh

Production of Dung

Year	Total Number of Animals Observed For Dung Utilization	Average Quantity of Dung Collected Per Day Per Animal (Kg)	%age Utilization of Dung as Manure
2006-07	2210	19.31	40.48
2007-08	1936	19.36	32.24
2008-09	2377	19.2	53.1
2009-10	2629	18.38	53.33
2010-11	2545	16	61.03
2011-12	2440	14.5	63.06
2012-13	3115	18.51	64.95
2013-14	3505	16.39	65

Animal Husbandry Cases

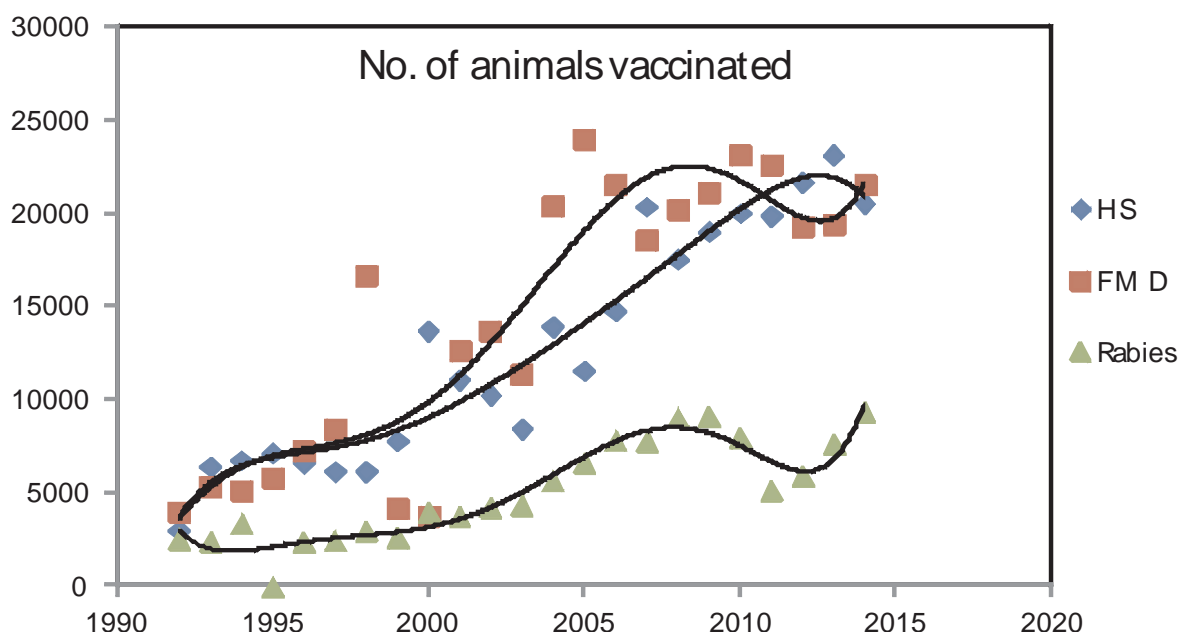


Source: Animal Husbandry & Fisheries Deptt. U.T.Chandigarh



Vaccination of Animals:

Regular checkups and vaccination of animals is a common practice in the city to protect them from various diseases like Haemorrhagic Septicaemia (HS) caused by Pasteurella multocida infections, Foot-an-Mouth disease (FMD), and Rabies etc.



Veterinary Hospitals and Dispensaries:

Item	2015-16	Name of the Institution	2013-14
Veterinary Hospitals	5	Veterinary Hospitals for Large Animals at Manimajra, Sector 38, Hallomajra, Dhanas	4
Permanent Outlying Dispensaries & Insemination Units.	9	Veterinary Hospitals for Pet Animals, Sector 22, Chandigarh	1
Veterinary Officers	5	Artificial Insemination Centre along with nine veterinary Sub-Centres at Behlana, Daria, Khudda Lahora, Khudda Alisher, Maloya, Kaimbwala, Palsora & Kajheri	9
Veterinary Pharmacist	16	Bird Care Centre at Govt. Vety. Hospital ,Sector-38, Chandigarh	1
		Ambulatory Clinic	-
		Total	15

Source: Animal Husbandry & Fisheries Deptt. U.T.Chandigarh



Dear Information Seeker,

ENVIS CENTRE, Chandigarh furnishes you with the services to collect and disseminate information related to environment of Chandigarh. To share information with us you are requested to fill up the form given below.

Your feedback is valuable to us and will be highly appreciated



- Name _____
- Designation _____
- Department _____
- Address _____
- _____ City _____
- State _____ Country _____ Pin _____
- Phone _____ Fax _____
- Email _____

Your views on scope of improvement :

- Interest Area _____

➤ **I would like to have information on following :**



**ENVIS CENTRE TEAM**

Sh. Santosh Kumar, IFS
(Director, Environment)

Sh. P.J.S Dadhwal
(Project Coordinator)

Er. Mohit Badhwar
(Programme Officer)

Dr. Abhishek Srav
(Information Officer)

Sh. Surinder Sharma
(I.T. Cum Data Assistant)

Animals play important roles in all our lives, and children especially seem to have a natural affinity for animals. The nature of their relationships with animals and the natural world are important in shaping their overall attitudes and beliefs. Animal affect everyone's life whether you are an animal lover, animal hater, animal eater or animal saver, and their presence is very essential. This importance ranges from companionship, economic resource, passion, hobbies, job aspects and to food source, varies from person to person.

Residents in modern cities like Chandigarh are however, more found of pet animals compared to their domestication; due to their work culture, life style, city architecture and design, and most of it, the feasibility of time span they can grab from daily schedule to spend with.

The map below shows the locations of various departments dealing with the animal care and health in and around U.T., Chandigarh:

**From:**

ENVIS Centre
Department of Environment
Chandigarh Administration
3rd Floor, Paryavaran Bhawan,
Madhya Marg
Sector 19B,
Chandigarh - 160019

Ph. No: 0172-2700065, 0172-2770998

Email: ch@envis.nic.in

Website: www.chandigarhenvis.gov.in

To,

Note : While every care has been taken in compilation of the information available for this newsletter. However, readers must make thorough confirmation/enquiries at their own level before acting upon any data/information provided to the readers. Any discrepancy brought in the notice of ENVIS CENTRE, Chandigarh will be highly appreciated.

